

# CONNECTICUT SUMMER YOUTH EMPLOYMENT PROGRAM REPORT

Funded this Year by the: State of Connecticut with Leveraged Funds from Select Municipalities and Foundations, Department of Children and Families, CT Department of Labor, and Bureau of Rehabilitative Services.



## 2022 Program Year

## The Workforce Regions:

Capital Workforce Partners

NORTH CENTRAL

Eastern CT Workforce Investment Board

EAST

Northwest Regional Workforce Investment Board

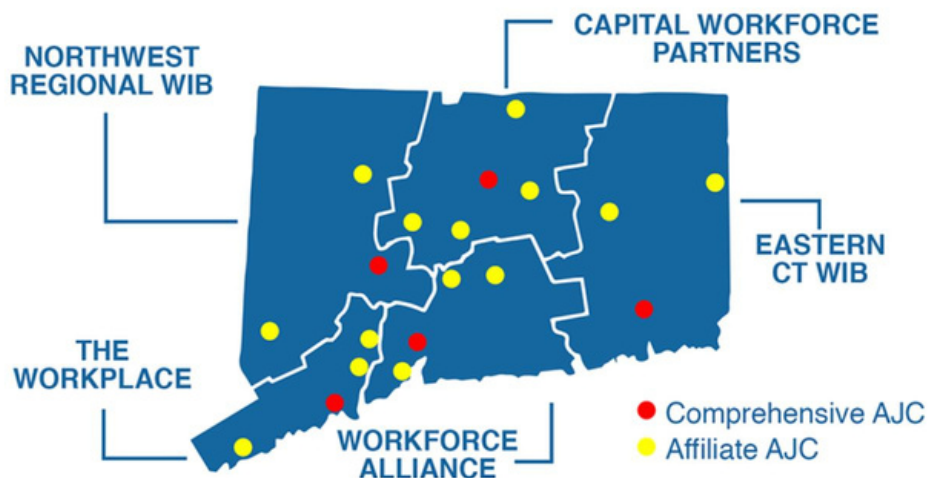
NORTHWEST

The WorkPlace

SOUTHWEST

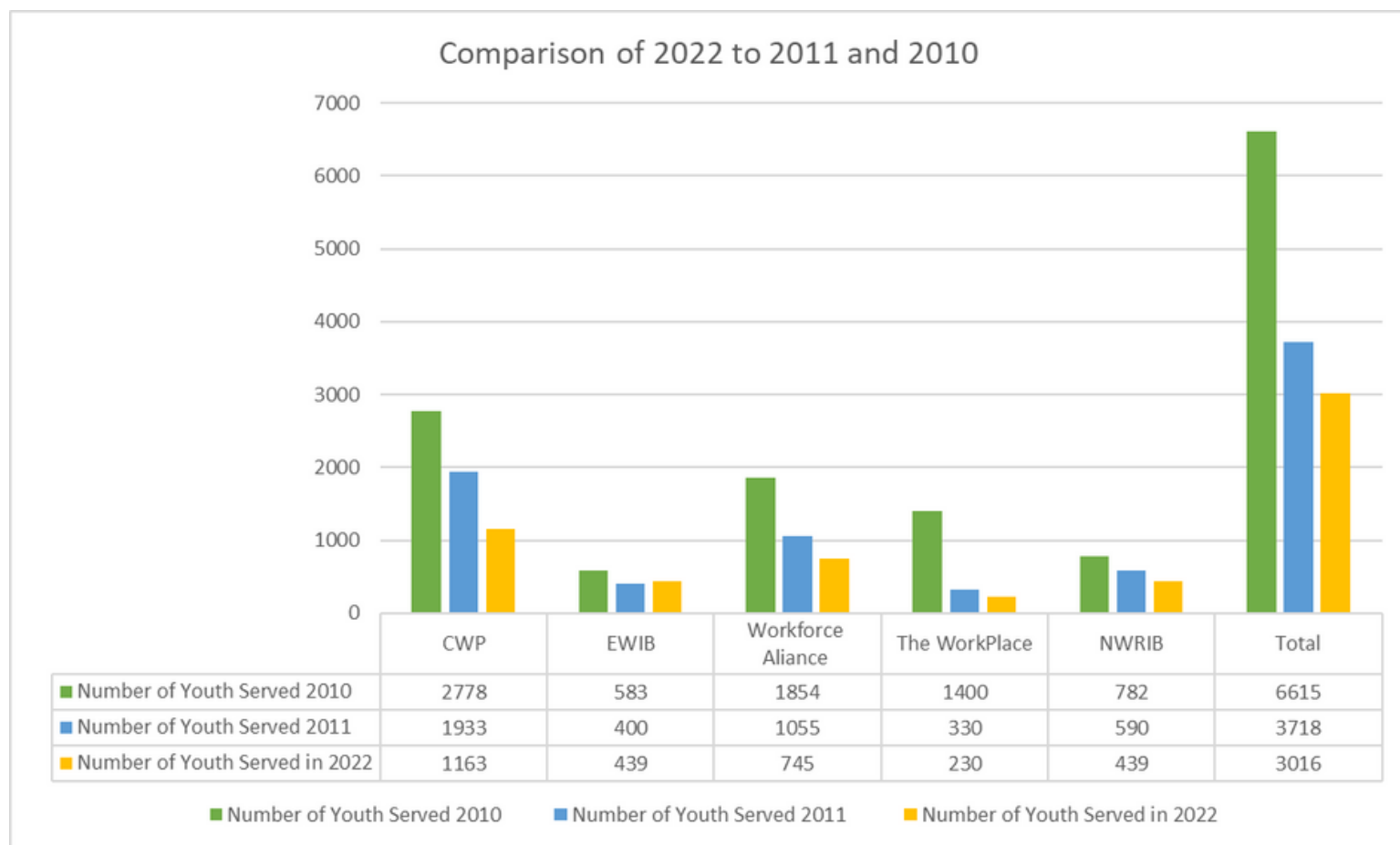
Workforce Alliance

SOUTH CENTRAL



The Connecticut Workforce Development Council (CWDC) aligns the efforts of Connecticut's five business-led regional workforce boards that deliver demand-driven workforce development, prepare workers for job openings and provide access to training and employment opportunities to meet the needs of businesses. The SYEP would not have been made possible without the continuous support of the Connecticut Department of Labor (CT DOL) and the Governor's Office of Workforce Strategy (OWS).

# 2022 Connecticut Summer Youth Employment Program Overview



In the 2022 program, **3,016** youth were served across the state, which is a decline of **54%** from our 2010 service level. Increases in the CT minimum wage and program operation costs have increased the funding required to serve each youth.

*\*These years were used as a decade comparison of summer youth served trends.*

*\*The 2011 total funding for SYEP was \$6,552,710.00*

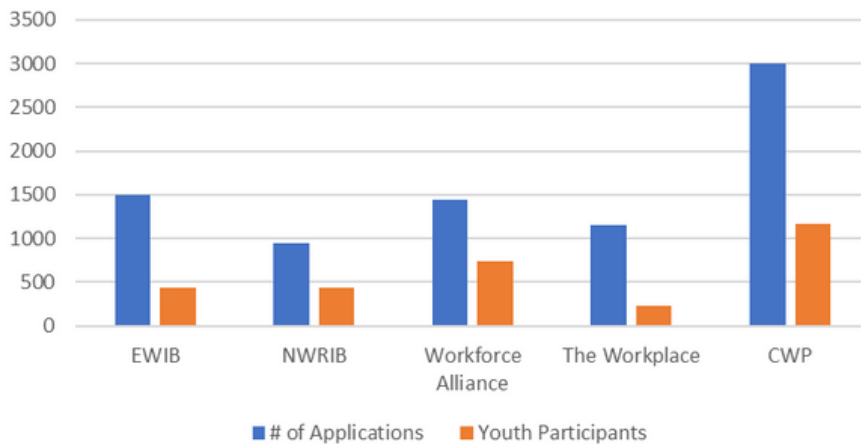
## 2022 Youth

## NUMBERS &amp; STATISTICS

Despite the significant investment in the 2022 program, **only 37.5%** of youth that submitted applications were able to receive Summer Youth Employment Services

The **average cost per participant** across the five WDB was \$2,576.00

Applications vs Number of Youth Served



3,016

Total Served

\$7,769,197

Total Allocated for  
SYEP

5,032

Total Un-Served

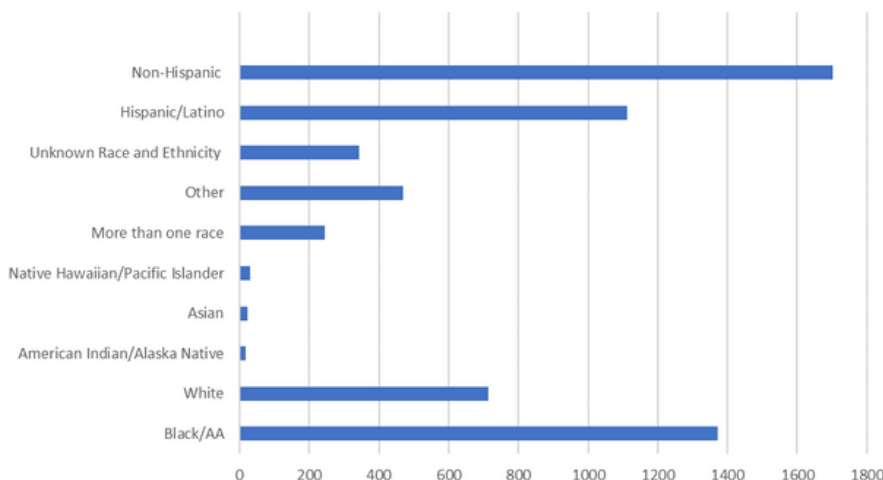
\$12,960,000

Additional Funding Needed  
to Support these Youth

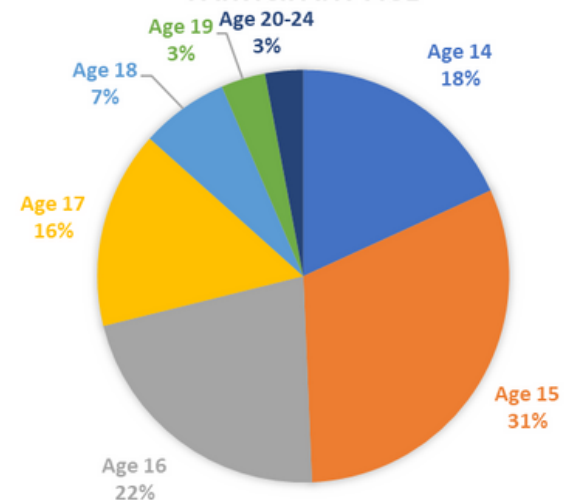
## DEMOGRAPHIC INFORMATION

The following information showcases SYEP 2022 participant race and age for all WDB. Over 53% of participants were youth of color.

Participant Race and Ethnicity



PARTICIPANT AGE



2022

# SUMMER YOUTH SUCCESS STORIES & STATEMENTS

In general, youth who participate in the SYEP receive work-readiness, career competencies, career exploration and real-work experiences. Youth typically earn a stipend or wage between \$12.00 and \$14.00 per hour. The average amount of hours worked per week is 15-25 hours for 5-8 weeks varying by region.

The following youth success stories and testimonials illustrate the positive impact that the SYEP had on them during the 2022 Summer.



**"I liked how the program trusted us youth with a job and provided us this opportunity that not many could do."**

Jakari Freeman, a prior participant in the Middlesex Chamber Youth @ Work program, had completed a Summer employment experience with the Russell Library in Middletown, CT. He continued to work there as an Assistant and was recently hired full-time with benefits at the Russell Library.

Additionally, the program (Workforce Alliance, Inc. – CYEP through the Middlesex Chamber) have several youth that are now employees at Middlesex Health in Middletown at the hospital.

Ms. Parker came to the CareerHub in early 2022. She successfully enrolled in CareerHub's Summer Youth Earn and Learn Employment Program. Ms. Parker enjoyed her summer worksite at Burlington Stores Inc. in Stratford, CT as a Sales Floor Associate. She completed the summer internship in August with a favorable report from the employer. Ms. Parker then enrolled in CareerHub's Year-Round Training & Employment Program in August 2022. The CareerHub staff admires drive and desire of Ms. Parker to care for others. At 19 years old, she finds herself aspiring to assist, care, and advocate for others due to her own personal experiences and involvement as a DCF youth. In October 2022, Ms. Parker obtained an internship opportunity at Bennan Industries in Bridgeport, CT as a Clerical Assistant. Her worksite supervisor has nothing but great things to say about Ms. Parker and her work ethic. As Ms. Parker focuses on her internship and explores training opportunities, CareerHub staff is pleased to assist such a pleasant, driven, and dedicated young lady.



**"You guys made me a better person, you teach me how to have responsibilities, and how to face struggles and what it is like having a good support system. I just want to say I appreciate everything you guys have done for me."**



# Employer Success Stories:

## YMCA-Ralphola Taylor Community Center


"Not trying to give away my age, but I remember the Ralphola Taylor Center from when I was little girl. It was an agency that brought life to an otherwise desolate area.

Since its inception, the center has focused on Youth Development, Healthy Living, and Social Responsibility.

This past summer, they employed 14 of our Youth in various positions ranging from Aids to maintenance. They even found funding to hire one of our youth permanently.

The Supervisor of the program, Isaac Van, was instrumental in teaching our Youth the value of work and commitment. Per Isaac, "it is important that the participants do not just show up to work, but that they learn something new every day, while they are there". Due to our relationship with this YMCA group, we were invited to the ribbon cutting of Hernan's Haven, a permanent supportive housing program that is overseen by the YMCA. Their newest building located on Boston Avenue, has 11 units that will be open to Young Adults ages 18-24.

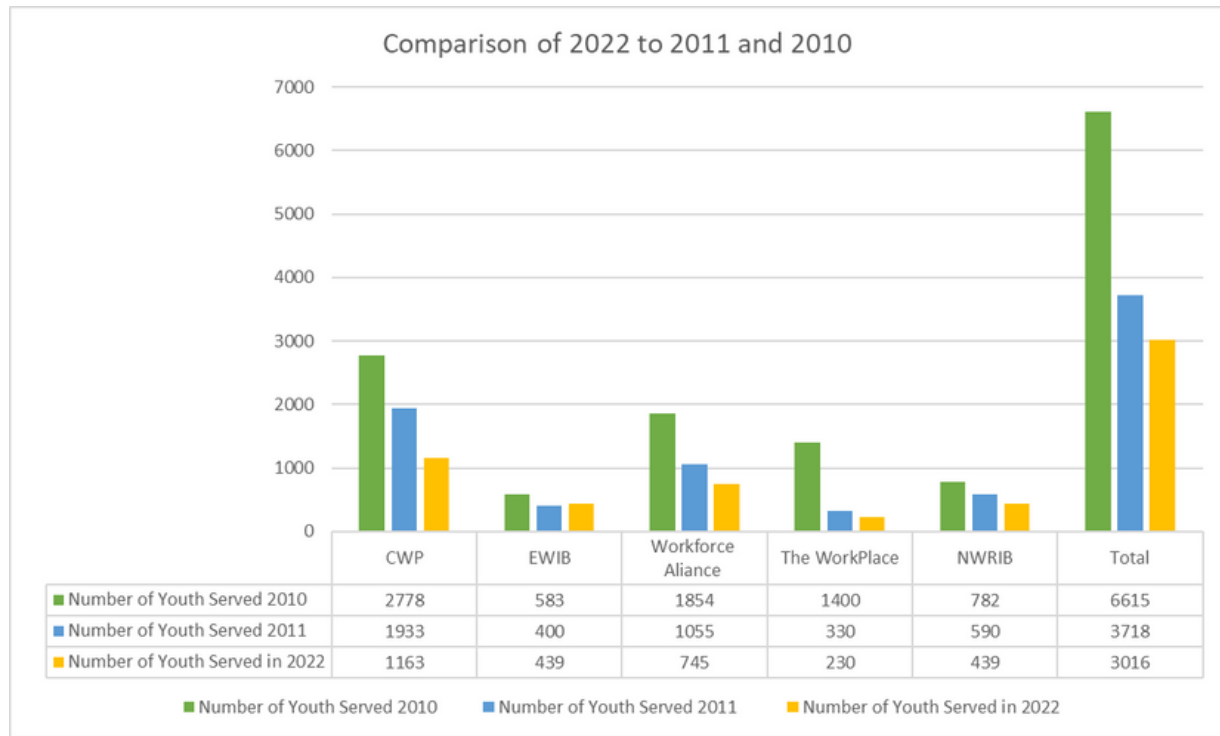
While there, we have been invited to work with the participants to support them in connecting with skills training opportunities that will assist them in gaining employment. "



## Maggie Gaier , Jonathan Trumbull Library, Lebanon

"I just did my survey for summer youth employment and also wanted to extend my gratitude personally. Caleb and Aliyah are amazing teens and I am so happy they could receive their first paychecks for library work. Both of you have great communication and organizational skills and I look forward to working with you for summer 2023."

## 2022-2023 Connecticut Summer Youth Employment Program Update: Call to Action

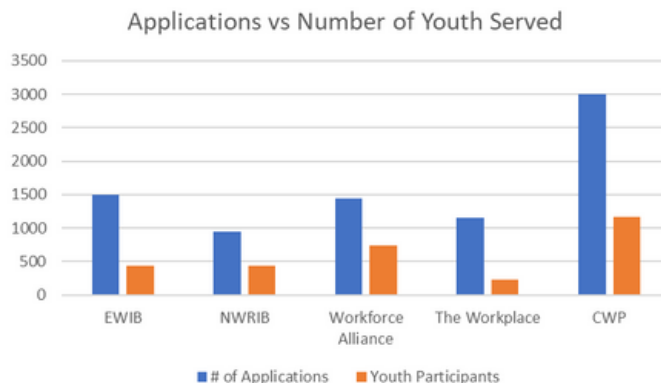


In the 2022 program, **3,016** youth were served across the state, which is a decline of **54%** from our 2010 service level. Increases in the CT minimum wage and program operation costs have increased the funding required to serve each youth.

*\*These years were used as a decade comparison of summer youth served trends.*

*\*The 2011 total funding for SYEP was \$6,552,710.00*

### 2022 SYEP Applications and Funding



Despite the significant investment in the 2022 program, **only 37.5%** of youth that submitted applications were able to receive Summer Youth Employment Services.

The **average cost per participant** across the five WDB was **\$2,576.00**

**3,016**  
Total Served

**\$7,769,197**  
Total Allocated for SYEP



**5,032**  
Total Un-Served

**\$12,960,000**  
Additional Funding Needed to Support these Youth