



# Town of Tolland

## PY 20 - 21

**Capital Workforce Partners** is one of five regional workforce development boards in the state, established under the federal Workforce Investment Act (WIA) of 1998 and reauthorized in 2014 under the Workforce Innovation and Opportunity Act (WIOA). Its mission is to leverage public and private resources to produce skilled workers for a competitive regional economy in 37 municipalities within North Central CT. A consortium of the region’s chief elected officials appoints representatives to the board of directors from private sector business, education, labor, and public groups.

**Capital Workforce Partners’ investment in Tolland for the 2020/2021 fiscal year was \$36,102 and served 92 individuals**




**ADULT SERVED**

**92**



Programs	Served
Self-Directed Career Services	91
WIOA Adult	2
WIOA Dislocated Worker	5
National Dislocated Workers Grant	3

\*Overall counts have been unduplicated to account for co-enrollment in multiple program areas

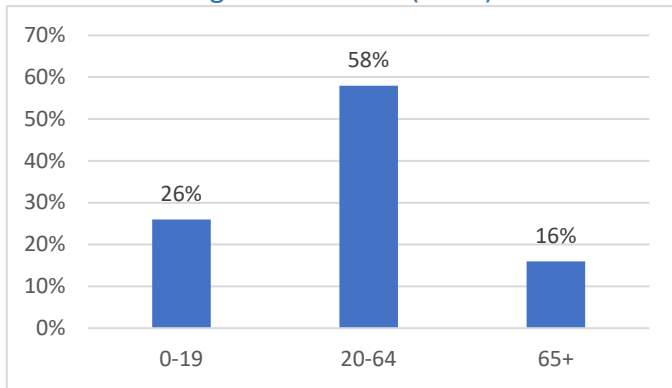


Capital Workforce Partners’ Business Services helps employers find the talent they need.

**EMPLOYER SERVED: 2**

## Demographic and Workforce Overview

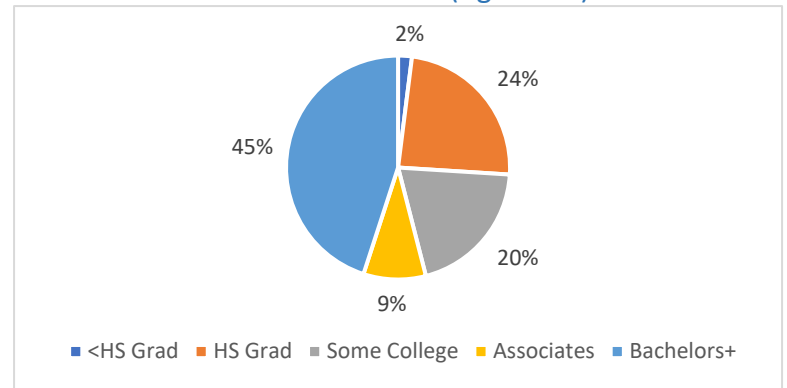
### Age Distribution (2019)



Source: US Census Bureau American Community Survey

The 0-19 age group is 2.4 percentage points higher than the State, the 20-64 age group is 1.5 percentage points lower; at 43, Tolland's median age is 2 years higher than the State.

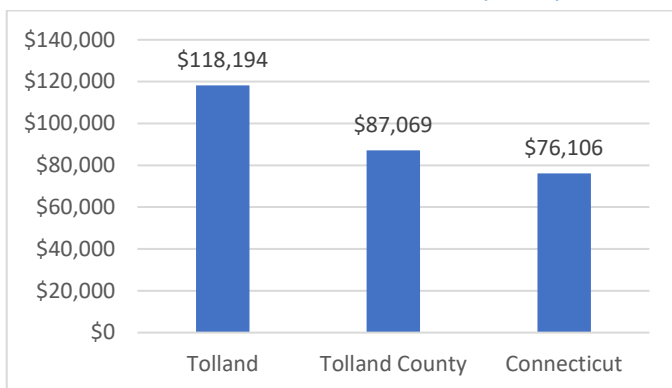
### Educational Attainment (Aged 25+) 2019



Source: US Census Bureau American Community Survey

45% have a Bachelors or Higher which is 5.7 percentage points higher than the State.

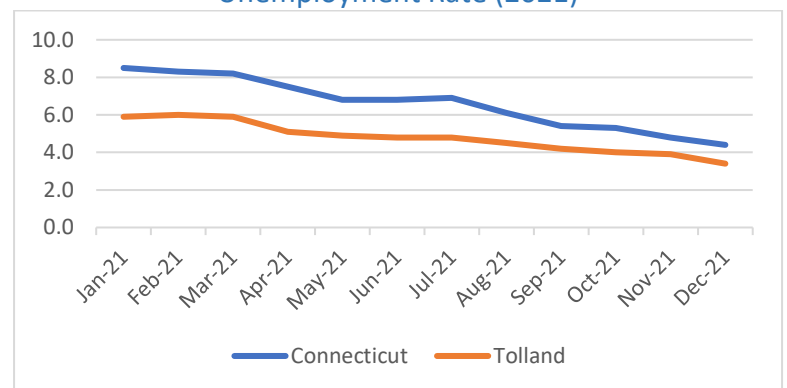
### Median Household Income (2019)



Source: US Census Bureau American Community Survey

The median household income is \$118,194; this is \$31,125 more than the County and \$42,088 more than the State.

### Unemployment Rate (2021)



Source: CT Dept. of Labor

In 2021, the unemployment rate in Tolland has been about 0.9 to 2.6 percentage points lower than that of the State.

## Labor Market Profile

	Tolland	% of County	Tolland County
<b>Total Population</b>	14552	9.72%	149788
<b>Labor Force</b>	8285	9.96%	83191
<b>Employed</b>	8005	10.02%	79862
<b>Unemployed</b>	280	8.41%	3329
<b>Unemployment Rate</b>	3.4%	N/A	4.0%

Not seasonally adjusted

Sources: US Census Bureau; CT Dept. of Labor

## Major Employers

Amazon, FedEx, Woodlake at Tolland, CNC Corporate Limited, Gerber Technology, UnitedHealth Group

Source: Economic Modeling Specialist Intl. (EMSI)