

Capital Workforce Partners is one of five regional workforce development boards in the state, established under the federal Workforce Investment Act (WIA) of 1998 and reauthorized in 2014 under the Workforce Innovation and Opportunity Act (WIOA). Its mission is to leverage public and private resources to produce skilled workers for a competitive regional economy in 37 municipalities within North Central CT. A consortium of the region’s chief elected officials appoints representatives to the board of directors from private sector business, education, labor, and public groups.

Capital Workforce Partners’ investment in the North Central Region of CT for the 2020/2021 fiscal year was \$22,128,507 and served 10,287 individuals



ADULT SERVED
1974



Programs	Served
Self-Directed Career Services	7031
WIOA Adult	495
WIOA Dislocated Worker	946
JFES	993
National Dislocated Workers Grant	479
Opioid Grant	66
Jobs Funnel	76
Best Chance	118
Free to Succeed	121
Disaster Recovery	7
Benefit Cliff	31
MCJTP	34
WTIF	307
ACI Adult	61
JFF	91

*Overall counts have been unduplicated to account for co-enrollment in multiple program areas

YOUTH SERVED
1,753

Programs	Served
WIOA Youth	354
SYELP	1,306
HSIP	105
ACI Youth	66

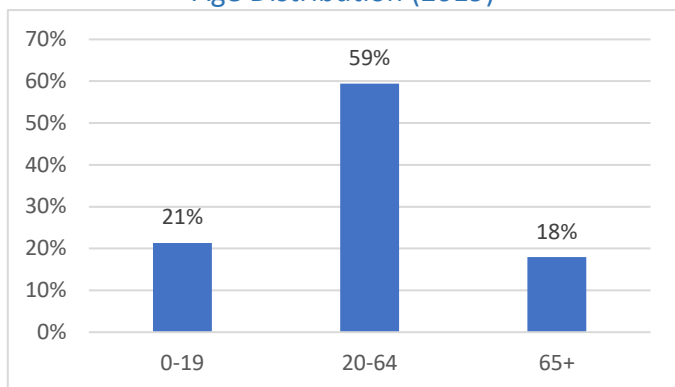


Capital Workforce Partners’ Business Services helps employers find the talent they need.

EMPLOYER SERVED: 1,207

Demographic and Workforce Overview

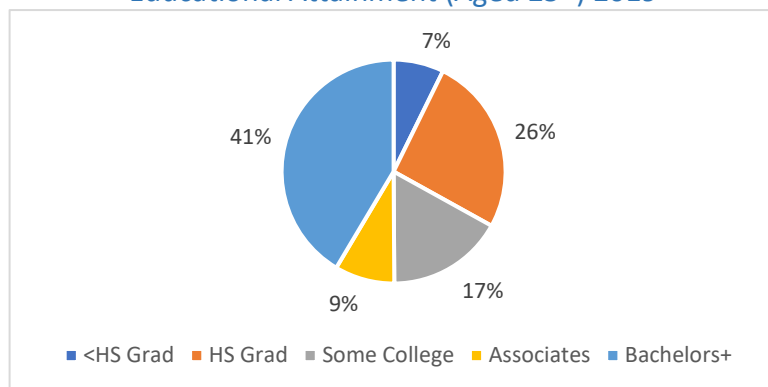
Age Distribution (2019)



Source: US Census Bureau American Community Survey

The age distributions of the above age cohorts are in line with the State; at 43, the median age in North Central CT is 2 years higher than the State.

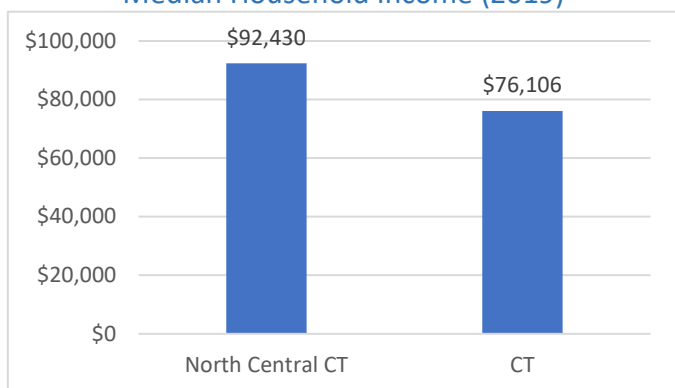
Educational Attainment (Aged 25+) 2019



Source: US Census Bureau American Community Survey

41% have a Bachelors or Higher which is 1.7 percentage points higher than the State.

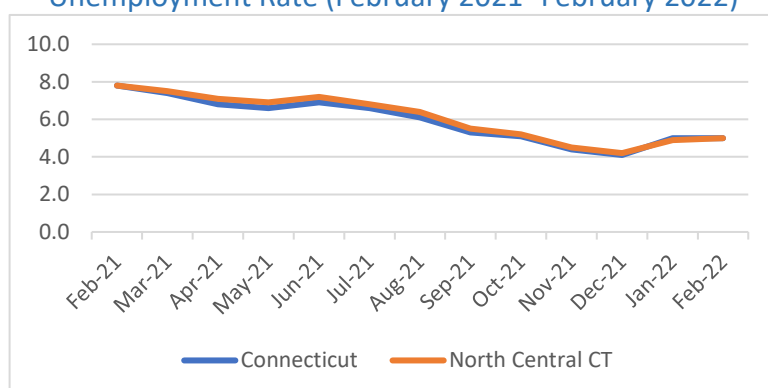
Median Household Income (2019)



Source: US Census Bureau American Community Survey

The median household income is \$92,430; this is \$16,324 than the State.

Unemployment Rate (February 2021- February 2022)



Source: CT Dept. of Labor

From February 2021 to February 2022, the unemployment rate in North Central CT has been in line with that of the State

Labor Market Profile

	North Central Connecticut	% of Connecticut	Connecticut
Total Population	1,008,538	27.97%	3,605,944
Labor Force	536,400	28.59%	1,875,900
Employed	509,500	28.60%	1,781,200
Unemployed	27,000	28.51%	94,700
Unemployment Rate	5.0%	N/A	5.0%

Not seasonally adjusted

Sources: US Census Bureau; CT Dept. of Labor

Major Employers

Hartford HealthCare, Amazon, Raytheon Technologies, Cigna, UnitedHealth Group, Accenture
Hartford Hospital, CVS Health, The Hartford, Travelers, Trinity Health, State Of Connecticut

Source: Economic Modeling Specialist Intl. (EMSI)