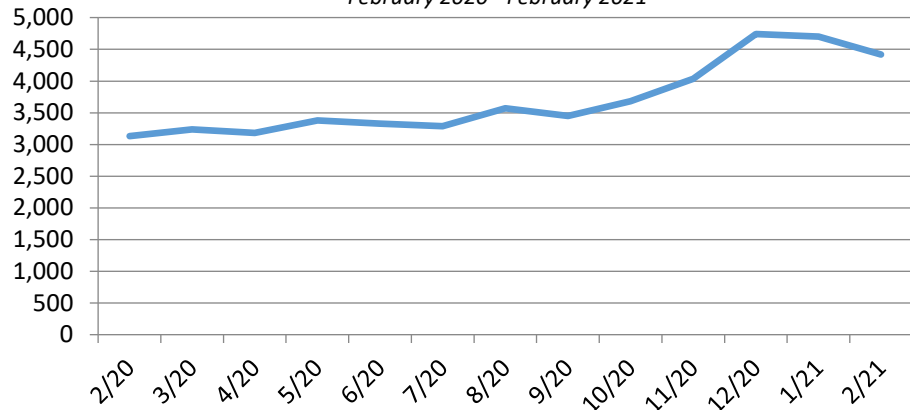


Healthcare Occupations in Hartford County

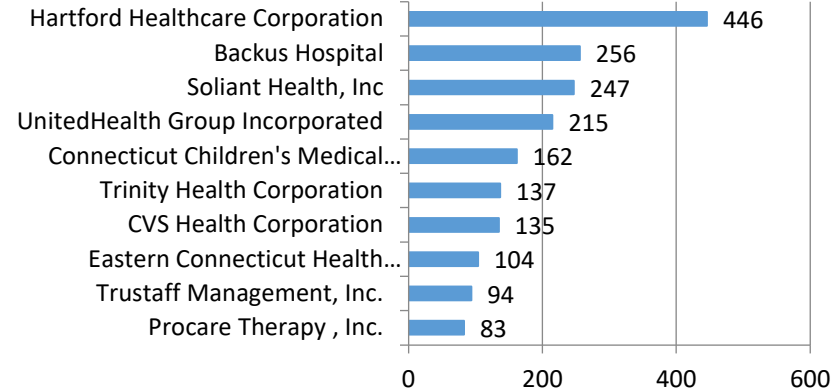
Healthcare Occupations Job Postings

February 2020 - February 2021



Employers with the Most Job Openings

February 2021

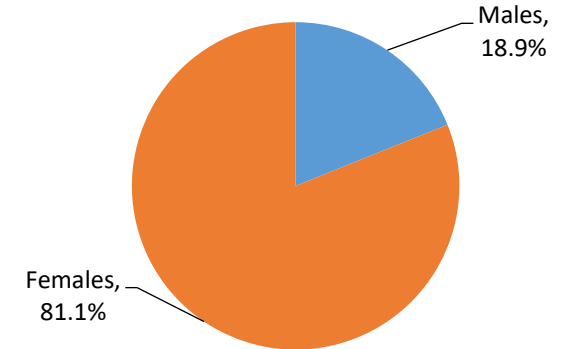


Specialized Skills February 2020 – February 2021

- Nursing
- Basic Life Support
- Cardiopulmonary Resuscitation (CPR)
- Primary Care
- Pediatrics
- Intensive Care Unit
- Advanced Cardiovascular Life Support (ACLS)
- Family Medicine
- Acute Care
- Home Care

Sample Healthcare Occupations	2020 Jobs	Projected 2025 Jobs	Postings Feb.2020-Feb. 2021	Median Hourly Earnings	Typical Entry Level Education
Home Health and Personal Care Aides	12,945	16,054	1973	\$12.66	HS diploma or equivalent
Nursing Assistants	6,429	6,521	1091	\$16.27	Postsec nondegree award
Registered Nurses	10,674	11,113	10823	\$38.17	Bachelor's degree
Medical Assistants	2,623	2,984	1117	\$18.76	Postsec nondegree award
Licensed Practical and Licensed Vocational Nurses	2,697	2,811	1119	\$27.72	Postsec nondegree award
Dental Assistants	1,023	1,008	252	\$22.01	Postsec nondegree award
Pharmacy Technicians	1,043	1,043	704	\$16.27	HS diploma or equivalent
Medical Records Specialists, Health Technologists and Technicians	810	877	592	\$22.80	Postsec nondegree award
Emergency Medical Technicians and Paramedics	924	995	143	\$23.07	Postsec nondegree award
Clinical Laboratory Technologists and Technicians	1,048	1,036	621	\$30.92	Bachelor's degree
Phlebotomists	431	406	294	\$17.91	Postsec nondegree award
Psychiatric Aides	312	324	0	\$18.64	HS diploma or equivalent
Surgical Technologists	321	339	479	\$27.33	Postsec nondegree award
Community Health Workers	143	157	9	\$22.54	HS diploma or equivalent
Medical Equipment Preparers	144	149	99	\$18.34	HS diploma or equivalent

Healthcare Workers by Gender



Healthcare Workers by Age

