



**Capital Workforce Partners** is one of five regional workforce development boards in the state, established under the federal Workforce Investment Act (WIA) of 1998 and reauthorized in 2014 under the Workforce Innovation and Opportunity Act (WIOA). Its mission is to leverage public and private resources to produce skilled workers for a competitive regional economy in 37 municipalities within North Central CT. A consortium of the region’s chief elected officials appoints representatives to the board of directors from private sector business, education, labor, and public groups.

## ***Services Provided to New Britain, Connecticut by Capital Workforce Partners July 1, 2015 – June 30, 2016***

### ***Adult Career Services***



Capital Workforce Partners oversees the operation of four American Job Centers in the region in partnership with the State Dept. of Labor and other state agencies.

These centers provide job seekers with a full array of services including:

- ❖ Job referrals
- ❖ Career workshops
- ❖ Job development
- ❖ Online training
- ❖ Individual training scholarships
- ❖ Individualized career guidance
- ❖ Recruitment events

<b>Services Overview 2015/2016 – 2,434 Individuals Served</b>	
American Job Center Services, including Workshops	1,656 customer visits for self-service, workshops or 1-1 support
Adult Individual Training Accounts	23 individuals received Individual Training Scholarships
Workforce Innovation and Opportunity Act (WIOA) Low Income Adult or Laid Off Workers	160 registered customers
Jobs First individuals engaged in job search and subsidized employment activities	618 participants

### ***Youth Services***

Capital Workforce Partners’ Youth Programs provide resources to prepare youth ages 14 to 24 for careers and self-sufficiency. Town wide services include:

#### **420 Work Experiences and Training for Youth 14 - 24**

<b>Youth</b>	<b>2015-16 Served</b>
Summer Youth	273
Opportunity Youth Programs	147

### ***Specialty Services and Sector Focused Services***

#### **Mortgage Crisis Job Training Program**

Helps borrowers who are behind on their mortgage payments keep their homes, and helps them gain the skills they need to earn more money and become financially stable.

- ❖ 4 individuals received training scholarships.

### **Healthcare Careers – Health Careers and REACH Projects**

The Health Careers and REACH Projects provide funding to healthcare providers to support the hiring and training of healthcare workers i.e. medical coders, IT professionals and nurses.

- ❖ 1 New Britain job seeker who received On-the-Job Training in Nursing, Medical Coding and Health IT entered permanent employment.
- ❖ 1 New Britain healthcare employer benefitted from Healthcare Careers projects and employed area healthcare residents.

### **Construction / Manufacturing - Jobs Funnel**

The Jobs Funnel is a pre-employment preparation and job training service for area residents seeking employment in the construction fields, and serves as the model “Funnel” program for the state.

- ❖ 21 participants.
- ❖ 8 placed into employment.

### **STEP UP - Manufacturing and Subsidized Employment**

Provides wage incentives for hiring unemployed adults. There is also a STEP UP program for Veterans.

- ❖ 51 previously unemployed New Britain job seekers were hired by area companies.
- ❖ 19 New Britain companies benefitted from wage incentives for the first 6 months employment; employees were from area towns.

### ***Business Services***

Capital Workforce Partners’ Business Services helps employers find the talent they need. Our Business Consultants:

- ❖ Are the conduit to workforce related resources
- ❖ Connect employers to a large pool of middle-skilled, job ready talent
- ❖ Serve as your workforce agent, expert and concierge

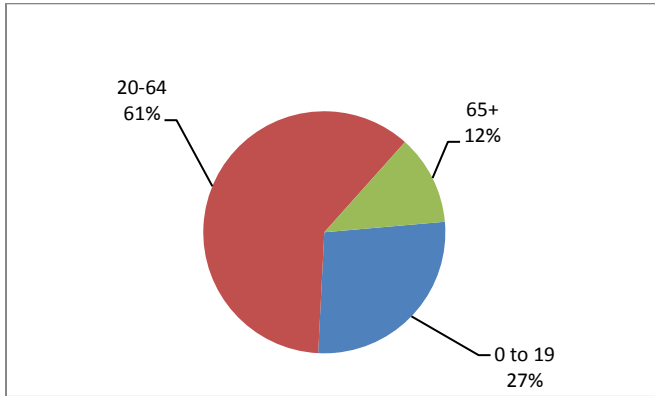
They provide recruitment assistance, job match services, custom and timely labor market information, training and wage incentives when available.

- ❖ 16 employers in New Britain were engaged by Capital Workforce Partners’ Business Services.
- ❖ 10 businesses were assisted with job placement.

## Demographic and Workforce Overview

### AGE DISTRIBUTION AND DEMOGRAPHICS

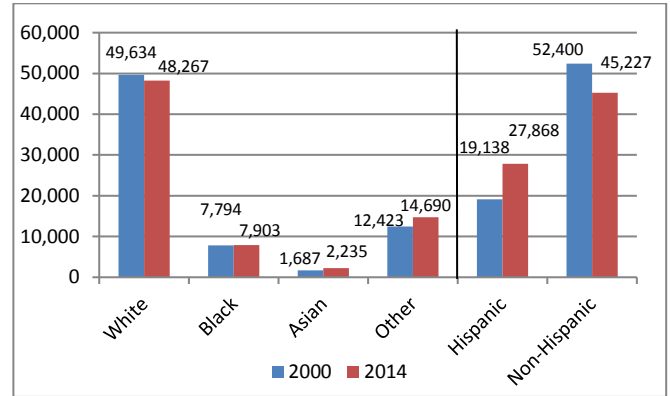
**Age Distribution  
2014**



Source: US Census Bureau American Community Survey

The age distribution of the working population (20-64) is in line with Hartford County and the state. At 33, the median age is about seven years younger than the county and state.

**Racial/Ethnic Composition Change  
2000 to 2014**

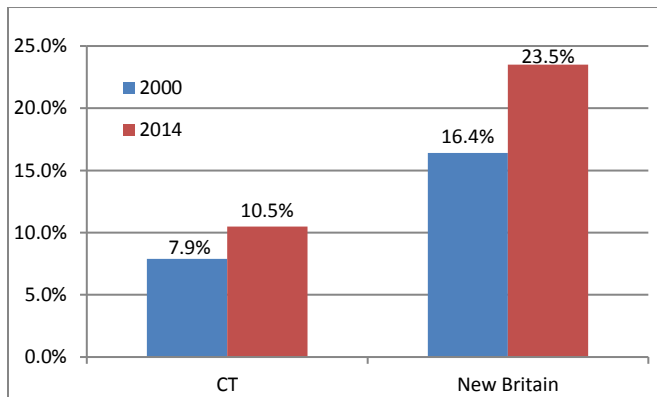


Source: US Census Bureau American Community Survey

The White and Non-Hispanic populations have decreased by over 8,500. The Hispanic population has increased by almost 9,000.

### POVERTY AND EDUCATIONAL ATTAINMENT

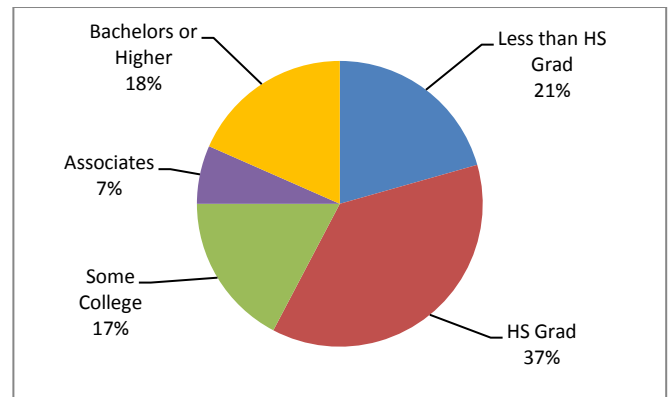
**Percent of Individuals with Income Below  
Poverty Level  
2000 to 2014**



Source: US Census Bureau American Community Survey

When compared to the state, the percent in poverty in New Britain is 13 percentage points higher for Individuals. Poverty has increased in New Britain by 7.1 percentage since 2000.

**Educational Attainment (aged 25+)  
2014**

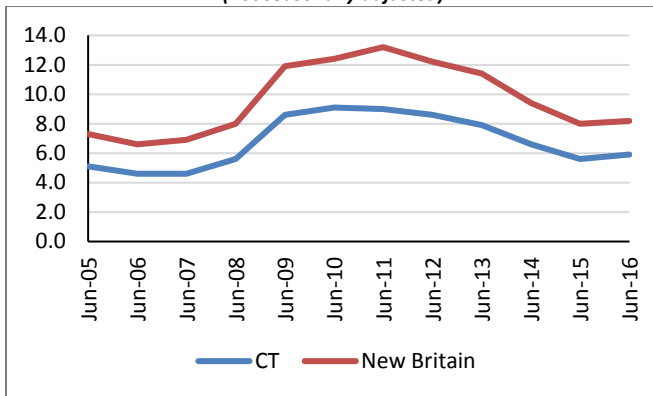


Source: US Census Bureau American Community Survey

Those with a Bachelors or Higher totaled 18%; this is 19 percentage points less than that of the state.

## UNEMPLOYMENT RATES AND MEDIAN HOUSEHOLD INCOME

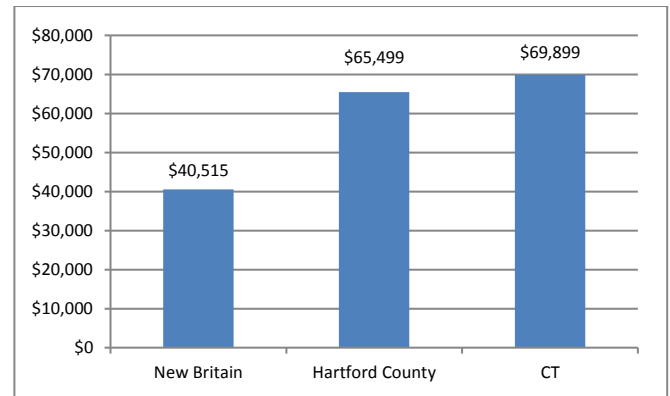
**Unemployment Rate**  
2005 – June 2016  
(not seasonally adjusted)



Source: CT Dept. of Labor

Over the past eleven years, from 2005 to 2016, the unemployment rate in New Britain has been consistently about two to four percentage points higher than that of the state.

**Median Household Income**  
2014



Source: US Census Bureau American Community Survey

The median household income is \$40,515; this is \$24,984 less than that of Hartford County, and \$29,384 less than that of Connecticut.

## LABOR MARKET PROFILE – June, 2016

	New Britain	% of Hartford County	Hartford County
Total Population	73,095	8.1%	897,374
Labor Force	36,919	7.7%	477,895
Employed	33,897	7.6%	447,905
Unemployed	3,022	10.1%	29,990
Unemployment Rate (1)	8.2%	NA	6.3%

(1) not seasonally adjusted

Source: US Census Bureau; CT Dept. of Labor

## MAJOR EMPLOYERS

The Hospital of Central Connecticut	Stanley Black and Decker
Central Connecticut State University	Guida's Dairy
Target	Tilcon Inc.

Source: CT Dept. of Labor; CT Data Collaborative



Capital Workforce Partners - One Union Place - Hartford, CT 06103  
www.capitalworkforce.org