



**Capital Workforce Partners** is one of five regional workforce development boards in the state, established under the federal Workforce Investment Act (WIA) of 1998 and reauthorized in 2014 under the Workforce Innovation and Opportunity Act (WIOA). Its mission is to leverage public and private resources to produce skilled workers for a competitive regional economy in 37 municipalities within North Central CT. A consortium of the region’s chief elected officials appoints representatives to the board of directors from private sector business, education, labor, and public groups.

## **Services Provided to Bristol, Connecticut by Capital Workforce Partners July 1, 2015 – June 30, 2016**

### **Adult Career Services**



Capital Workforce Partners oversees the operation of four American Job Centers in the region in partnership with the State Dept. of Labor and other state agencies.

These centers provide job seekers with a full array of services including:

- ❖ Job referrals
- ❖ Career workshops
- ❖ Job development
- ❖ Online training
- ❖ Individual training scholarships
- ❖ Individualized career guidance
- ❖ Recruitment events

<b>Services Overview 2015/2016 – 706 Individuals Served</b>	
American Job Center Services, including Workshops	436 customer visits for self-service, workshops or 1-1 support
Adult Individual Training Accounts	7 individuals received Individual Training Scholarships
Workforce Innovation and Opportunity Act (WIOA) Low Income Adult or Laid Off Workers	64 registered customers
Jobs First individuals engaged in job search and subsidized employment activities	206 participants

### **Youth Services**

Capital Workforce Partners’ Youth Programs provide resources to prepare youth ages 14 to 24 for careers and self-sufficiency. Town wide services include:

#### **94 Work Experiences and Training for Youth 14 - 24**

Youth	2015-16 Served
Summer Youth	39
Opportunity Youth Programs	55

### **Specialty Services and Sector Focused Services**

#### **Mortgage Crisis Job Training Program**

Helps borrowers who are behind on their mortgage payments keep their homes, and helps them gain the skills they need to earn more money and become financially stable.

- ❖ 3 individuals received training scholarships.

### **Healthcare Careers – Health Careers and REACH Projects**

The Health Careers and REACH Projects provide funding to healthcare providers to support the hiring and training of healthcare workers, i.e., medical coders, IT professionals and nurses.

- ❖ 1 Bristol job seeker who received On-the-Job Training in Nursing, Medical Coding and Health IT entered permanent employment.
- ❖ 1 Bristol healthcare employer benefitted from Healthcare Careers projects and employed area healthcare residents.

### **Construction / Manufacturing - Jobs Funnel**

The Jobs Funnel is a pre-employment preparation and job training service for area residents seeking employment in the construction fields, and serves as the model “Funnel” program for the state.

- ❖ 2 participants.
- ❖ 1 placed into employment.

### **STEP UP - Manufacturing and Subsidized Employment**

Provides wage incentives for hiring unemployed adults. There is also a STEP UP program for Veterans.

- ❖ 29 previously unemployed Bristol job seekers were hired by area companies.
- ❖ 5 Bristol companies benefitted from wage incentives for the first 6 months employment; employees were from area towns.

### **Business Services**

Capital Workforce Partners’ Business Services helps employers find the talent they need. Our Business Consultants:

- ❖ Are the conduit to workforce related resources
- ❖ Connect employers to a large pool of middle-skilled, job ready talent
- ❖ Serve as your workforce agent, expert and concierge

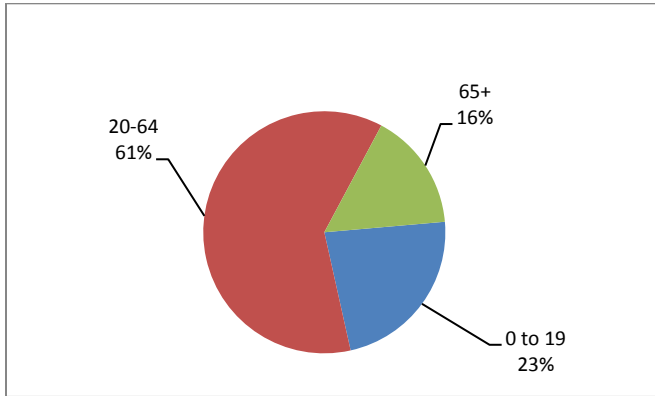
They provide recruitment assistance, job match services, custom and timely labor market information, training and wage incentives when available.

- ❖ 10 employers in Bristol were engaged by Capital Workforce Partners’ Business Services.
- ❖ 5 businesses were assisted with job placement.

# Demographic and Workforce Overview

## AGE DISTRIBUTION AND DEMOGRAPHICS

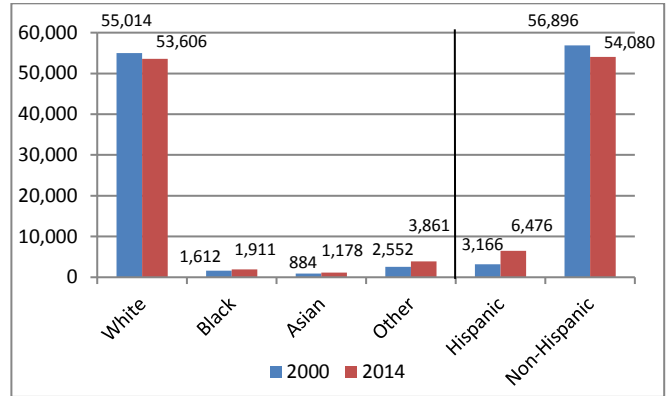
**Age Distribution  
2014**



Source: US Census Bureau American Community Survey

The age distribution of the working population (20-64) is in line with Hartford County and the state. At 41, the median age in Bristol is one year older than the county and state.

**Racial/Ethnic Composition Change  
2000 to 2014**

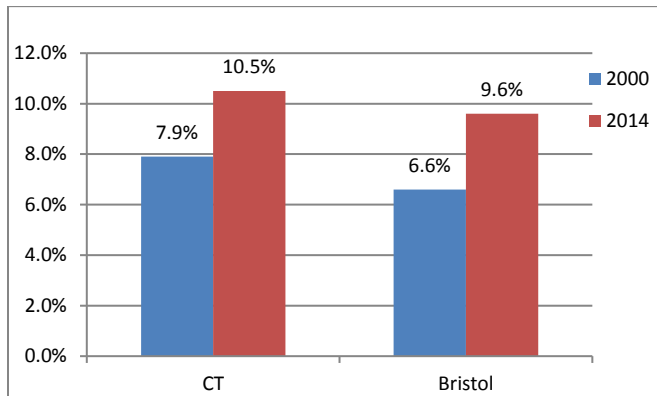


Source: US Census Bureau American Community Survey

The majority of the population are either White or Non-Hispanic; however, the White population decreased by 1,408 since the 2000 Census, and the Hispanic population increased by 3,310, nearly doubling.

## POVERTY AND EDUCATIONAL ATTAINMENT

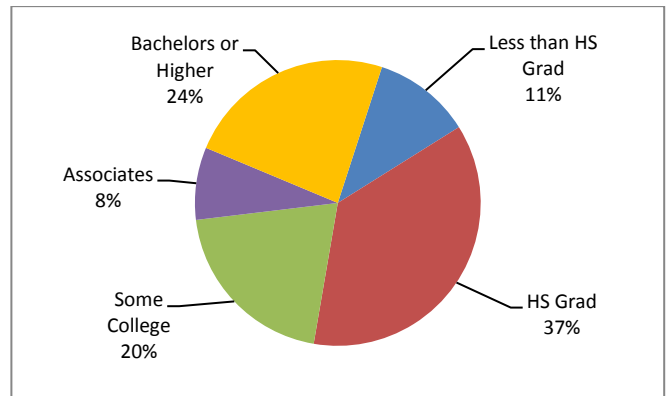
**Percent of Individuals with Income Below  
Poverty Level  
2000 to 2014**



Source: US Census Bureau American Community Survey

When compared to the state, Bristol has slightly fewer Individuals in poverty. However, since the year 2000, the percentage of Individuals in poverty in Bristol has increased by nearly three percentage points.

**Educational Attainment (aged 25+)  
2014**

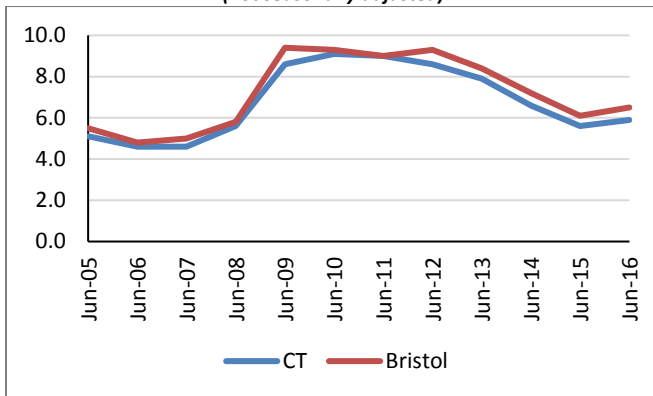


Source: US Census Bureau American Community Survey

Those with a Bachelors or Higher totaled 24 percent; this is nearly 13 percentage points less than the state.

## UNEMPLOYMENT RATES AND MEDIAN HOUSEHOLD INCOME

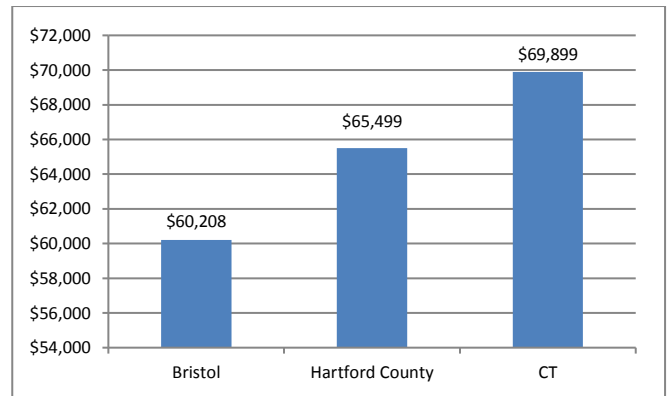
**Unemployment Rate**  
2005 – June 2016  
(not seasonally adjusted)



Source: CT Dept. of Labor

Over the past eleven years, from 2005 to 2016, the unemployment rate in Bristol has consistently been just under one percentage points higher than that of the state.

**Median Household Income**  
2014



Source: US Census Bureau American Community Survey

The median household income is \$60,208; this is \$5,291 less than that of Hartford County, and \$9,691 less than that of Connecticut.

## LABOR MARKET PROFILE – June, 2016

	Bristol	% of Hartford County	Hartford County
Total Population	60,556	6.7%	897,374
Labor Force	33,105	6.9%	477,895
Employed	30,947	6.9%	447,905
Unemployed	2,158	7.2%	29,990
Unemployment Rate (1)	6.5%	NA	6.3%

(1) not seasonally adjusted

Source: US Census Bureau; CT Dept. of Labor

## MAJOR EMPLOYERS

ESPN	Barnes Group
Bristol Hospital	Bristol City Comptroller's Office
Johnson & Johnson	Lake Compounce

Source: CT Dept. of Labor; CT Data Collaborative



Capital Workforce Partners - One Union Place - Hartford, CT 06103  
www.capitalworkforce.org