



**Capital Workforce Partners** is one of five regional workforce development boards in the state, established under the federal Workforce Investment Act (WIA) of 1998 and reauthorized in 2014 under the Workforce Innovation and Opportunity Act (WIOA). Its mission is to leverage public and private resources to produce skilled workers for a competitive regional economy in 37 municipalities within North Central CT. A consortium of the region’s chief elected officials appoints representatives to the board of directors from private sector business, education, labor, and public groups.

## ***Services Provided to Plymouth, Connecticut by Capital Workforce Partners July 1, 2015 – June 30, 2016***

### ***Adult Career Services***



Capital Workforce Partners oversees the operation of four American Job Centers in the region in partnership with the State Dept. of Labor and other state agencies.

These centers provide job seekers with a full array of services including:

- ❖ Job referrals
- ❖ Career workshops
- ❖ Job development
- ❖ Online training
- ❖ Individual training scholarships
- ❖ Individualized career guidance
- ❖ Recruitment events

<b>Services Overview 2015/2016 – 74 Individuals Served</b>	
American Job Center Services, including Workshops	58 customer visits for self-service, workshops or 1-1 support
Adult Individual Training Accounts	1 individual received an Individual Training Scholarship
Workforce Innovation and Opportunity Act (WIOA) Low Income Adult or Laid Off Workers	3 registered customers
Jobs First individuals engaged in job search and subsidized employment activities	13 participants

### ***Specialty Services and Sector Focused Services***

#### **Mortgage Crisis Job Training Program**

Helps borrowers who are behind on their mortgage payments keep their homes, and helps them gain the skills they need to earn more money and become financially stable.

#### **Healthcare Careers – Health Careers and REACH Projects**

The Health Careers and REACH Projects provide funding to healthcare providers to support the hiring and training of healthcare workers i.e. medical coders, IT professionals and nurses.

#### **Construction / Manufacturing - Jobs Funnel**

The Jobs Funnel is a pre-employment preparation and job training service for area residents seeking employment in the construction fields, and serves as the model “Funnel” program for the state.

#### **STEP UP - Manufacturing and Subsidized Employment**

Provides wage incentives for hiring unemployed adults. There is also a STEP UP program for Veterans.

### ***Business Services***

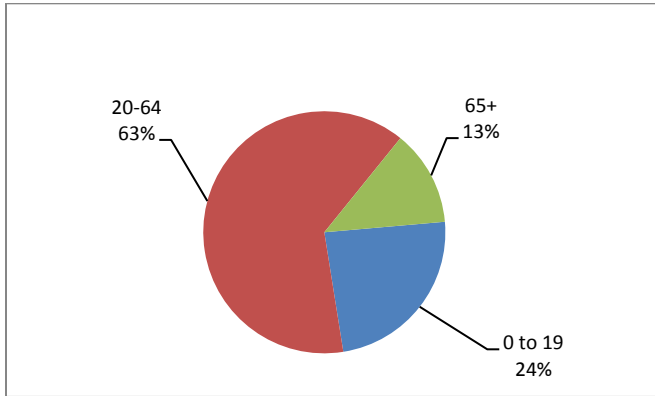
Capital Workforce Partners’ Business Services helps employers find the talent they need. Our Business Consultants provide recruitment assistance, job match services, custom and timely labor market information, training and wage incentives when available. They:

- ❖ Are the conduit to workforce related resources
- ❖ Connect employers to a large pool of middle-skilled, job ready talent
- ❖ Serve as your workforce agent, expert and concierge

## Demographic and Workforce Overview

### AGE DISTRIBUTION AND DEMOGRAPHICS

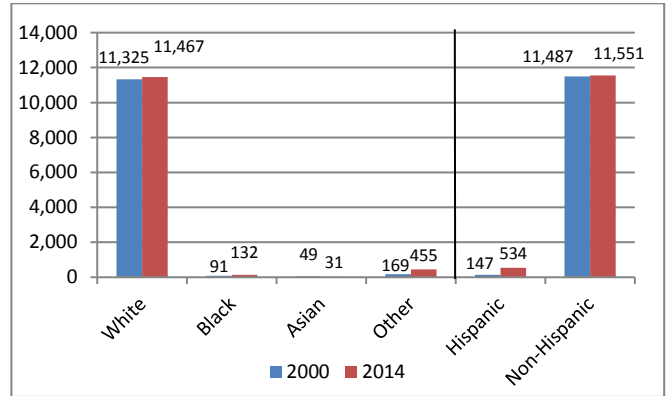
**Age Distribution  
2014**



Source: US Census Bureau American Community Survey

The age distribution of the working population (20-64) in Plymouth is three percentage points higher than Litchfield County and the state. At 41, the median age is about four years older than the county.

**Racial/Ethnic Composition Change  
2000 to 2014**

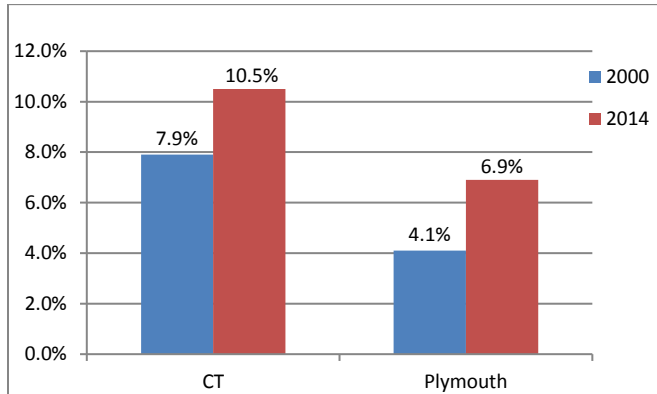


Source: US Census Bureau American Community Survey

At 95%, for both race and ethnicity, the population is predominately White and Non-Hispanic. Since 2000, the population increased slightly, by four percent.

### POVERTY AND EDUCATIONAL ATTAINMENT

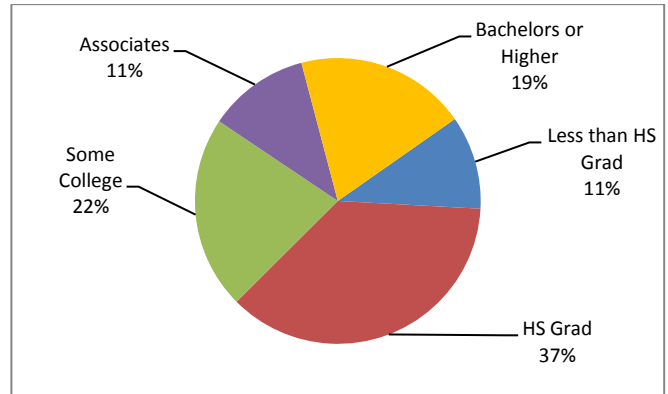
**Percent of Individuals with Income Below  
Poverty Level  
2000 to 2014**



Source: US Census Bureau American Community Survey

In 2014, at 6.9% for Individuals, the percentage in poverty in Plymouth is lower than the state; however, poverty has increased in Plymouth and the state.

**Educational Attainment (aged 25+)  
2014**

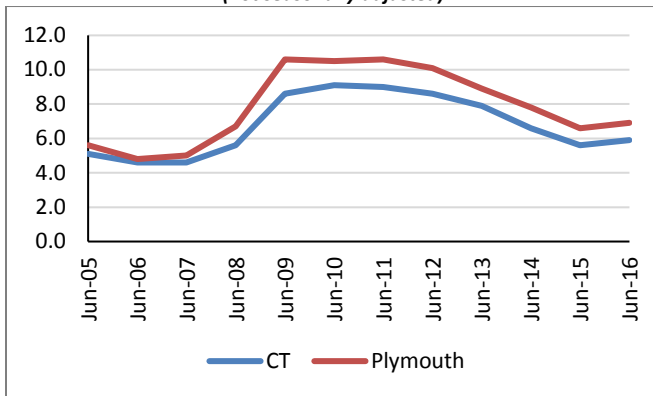


Source: US Census Bureau American Community Survey

Those with a Bachelors or Higher totaled 19 percent; this is 18 percentage points less than that of the state.

## UNEMPLOYMENT RATES AND MEDIAN HOUSEHOLD INCOME

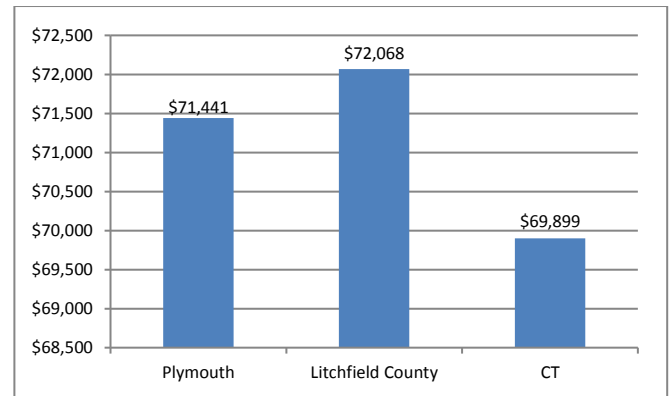
**Unemployment Rate**  
2005 – June 2016  
(not seasonally adjusted)



Source: CT Dept. of Labor

Over the past eleven years, from 2005 to 2016, the unemployment rate in Plymouth has been consistently about one to two percentage points higher than that of the state; it also trended as one of the highest in the north central region through the recession.

**Median Household Income**  
2014



Source: US Census Bureau American Community Survey

The median household income is \$71,441, which is slightly less than that of Litchfield County and slightly more than Connecticut.

## LABOR MARKET PROFILE – June, 2016

	Plymouth	% of Litchfield County	Litchfield County
Total Population	12,085	7.9%	152,251
Labor Force	6,756	6.3%	108,036
Employed	6,292	6.1%	102,497
Unemployed	464	8.4%	5,539
Unemployment Rate (1)	6.9%	NA	5.1

(1) not seasonally adjusted

Source: US Census Bureau; CT Dept. of Labor

## MAJOR EMPLOYERS

Nicard Enterprises	Alliance One Inc.
Plymouth Fire Dept.	Cook Willow Convalescent Hospital

Source: CT Dept. of Labor; CT Data Collaborative



Capital Workforce Partners - One Union Place - Hartford, CT 06103  
www.capitalworkforce.org