



Capital Workforce Partners is one of five regional workforce development boards in the state, established under the federal Workforce Investment Act (WIA) of 1998 and reauthorized in 2014 under the Workforce Innovation and Opportunity Act (WIOA). Its mission is to leverage public and private resources to produce skilled workers for a competitive regional economy in 37 municipalities within North Central CT. A consortium of the region’s chief elected officials appoints representatives to the board of directors from private sector business, education, labor, and public groups.

Services Provided to Plainville, Connecticut by Capital Workforce Partners July 1, 2015 – June 30, 2016

Adult Career Services



Capital Workforce Partners oversees the operation of four American Job Centers in the region in partnership with the State Dept. of Labor and other state agencies.

These centers provide job seekers with a full array of services including:

- ❖ Job referrals
- ❖ Career workshops
- ❖ Job development
- ❖ Online training
- ❖ Individual training scholarships
- ❖ Individualized career guidance
- ❖ Recruitment events

Services Overview 2015/2016 – 131 Individuals Served	
American Job Center Services, including Workshops	91 customer visits for self-service, workshops or 1-1 support
Adult Individual Training Accounts	2 individuals received Individual Training Scholarships
Workforce Innovation and Opportunity Act (WIOA) Low Income Adult or Laid Off Workers	10 registered customers
Jobs First individuals engaged in job search and subsidized employment activities	30 participants

Youth Services

Capital Workforce Partners’ Youth Programs provide resources to prepare youth ages 14 to 24 for careers and self-sufficiency. Town wide services include:

6 Work Experiences and Training for Youth 14 - 24

Youth	2015-16 Served
Summer Youth	3
Opportunity Youth Programs	3

Specialty Services and Sector Focused Services

Mortgage Crisis Job Training Program

Helps borrowers who are behind on their mortgage payments keep their homes, and helps them gain the skills they need to earn more money and become financially stable.

- ❖ 1 individual received a training scholarship.

Healthcare Careers – Health Careers and REACH Projects

The Health Careers and REACH Projects provide funding to healthcare providers to support the hiring and training of healthcare workers, i.e., medical coders, IT professionals and nurses.

Construction / Manufacturing - Jobs Funnel

The Jobs Funnel is a pre-employment preparation and job training service for area residents seeking employment in the construction fields, and serves as the model “Funnel” program for the state.

- ❖ 1 participant.
- ❖ 1 placed into employment.

STEP UP - Manufacturing and Subsidized Employment

Provides wage incentives for hiring unemployed adults. There is also a STEP UP program for Veterans.

- ❖ 2 previously unemployed Plainville job seekers were hired by area companies.
- ❖ 2 Plainville companies benefitted from wage incentives for the first 6 months employment; employees were from area towns.

Business Services

Capital Workforce Partners’ Business Services helps employers find the talent they need. Our Business Consultants:

- ❖ Are the conduit to workforce related resources
- ❖ Connect employers to a large pool of middle-skilled, job ready talent
- ❖ Serve as your workforce agent, expert and concierge

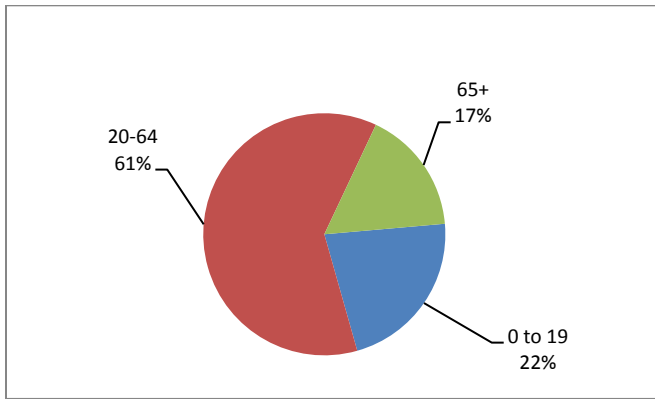
They provide recruitment assistance, job match services, custom and timely labor market information, training and wage incentives when available.

- ❖ 4 employers in Plainville were engaged by Capital Workforce Partners’ Business Services.
- ❖ 4 businesses were assisted with job placement.

Demographic and Workforce Overview

AGE DISTRIBUTION AND DEMOGRAPHICS

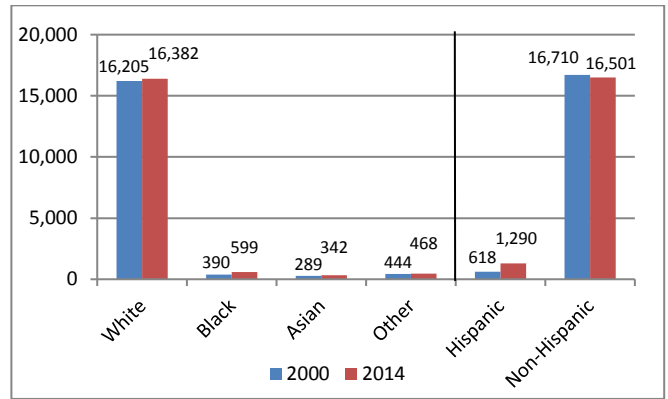
**Age Distribution
2014**



Source: US Census Bureau American Community Survey

The age distribution of the working population (20-64) is in line with the county and state. At 42, the median age is two years older than the county and state.

**Racial/Ethnic Composition Change
2000 to 2014**

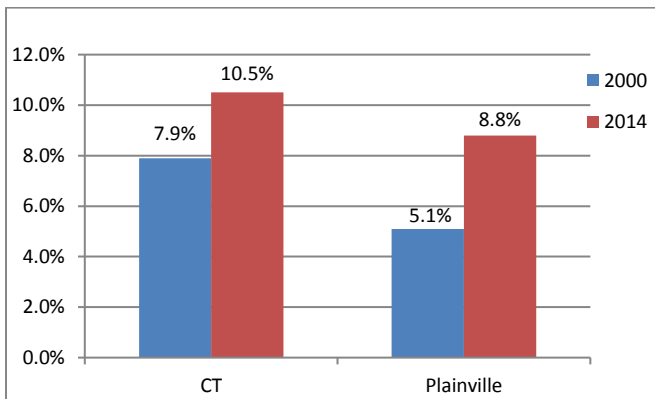


Source: US Census Bureau American Community Survey

At 92%, the population is predominately White. Since 2000, the Hispanic population has doubled.

POVERTY AND EDUCATIONAL ATTAINMENT

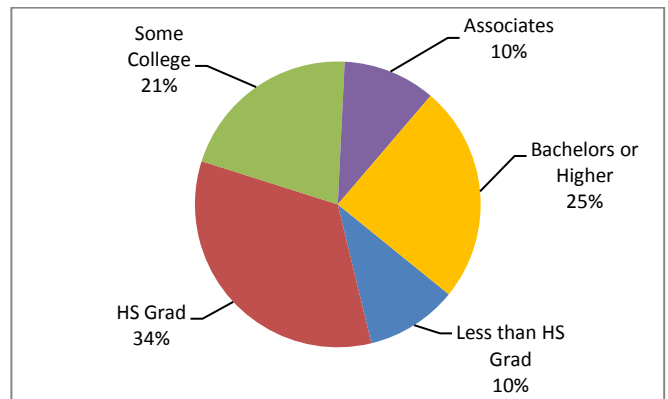
**Percent of Individuals with Income Below
Poverty Level
2000 to 2014**



Source: US Census Bureau American Community Survey

The poverty level is slightly lower than the state for individuals; however, since 2000, poverty has increased in both Plainville and the state.

**Educational Attainment (aged 25+)
2014**

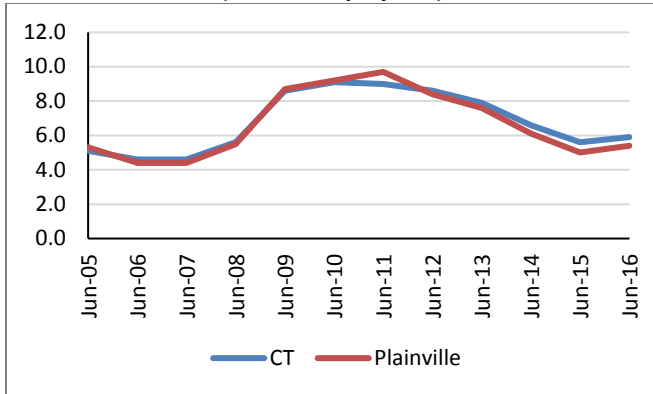


Source: US Census Bureau American Community Survey

Those with a Bachelors or Higher totaled 25 percent; this is nearly 12 percentage points less than the state.

UNEMPLOYMENT RATES AND MEDIAN HOUSEHOLD INCOME

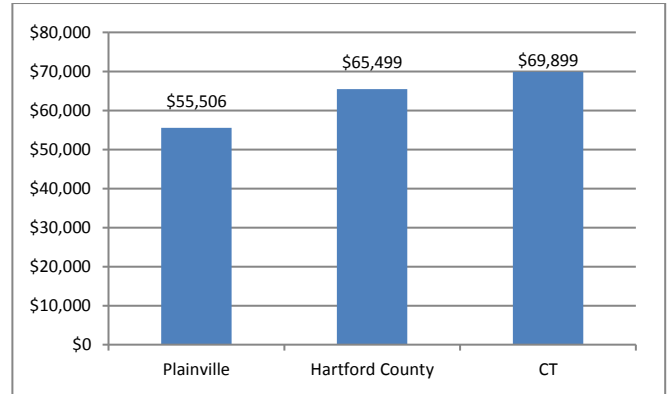
Unemployment Rate
2005 – June 2016
(not seasonally adjusted)



Source: CT Dept. of Labor

Over the past eleven years, from 2005 to 2016, the unemployment rate in Plainville has been consistently in line with that of the state.

Median Household Income
2014



Source: US Census Bureau American Community Survey

The median household income is \$55,506; this is over \$9,000 less than the county and over \$14,000 less than the state.

LABOR MARKET PROFILE – June, 2016

	Plainville	% of Hartford County	Hartford County
Total Population	17,791	2.0%	897,374
Labor Force	10,454	2.2%	477,895
Employed	9,892	2.2%	447,905
Unemployed	562	1.9%	29,990
Unemployment Rate (1)	5.4%	NA	6.3%

(1) not seasonally adjusted

Source: US Census Bureau; CT Dept. of Labor

MAJOR EMPLOYERS

Hospital-Central CT	Wheeler Clinic
Manafort Brothers Inc.	Carling Technologies Inc.
Gems Sensors and Controls	

Source: CT Dept. of Labor; CT Data Collaborative



Capital Workforce Partners - One Union Place - Hartford, CT 06103
www.capitalworkforce.org